

**From:** [Allie Dunn](#)  
**To:** [REDACTED]  
**Subject:** Response to request for information re Traffic Count Data request - Manawatu Gorge  
**Date:** Thursday, 19 September 2024 10:50:00 am  
**Attachments:** [LGOIMA - traffic data.xlsx](#)  
[image001.png](#)  
[image002.png](#)  
[image003.png](#)  
[image004.png](#)  
[image005.png](#)  
[image006.png](#)  
[image007.png](#)  
[image008.png](#)


---

Kia ora

I refer to your official information request dated 13 September 2024 for traffic count data for specified roads pre and post 2017.

Part of the information you have requested is attached. However, we are unable to supply data requested post 2018, as management of those roads was taken over by NZ Traffic Agency Waka Kotahi following the closure of the state highway through the Manawatu Gorge. The data related to that period of time will need to be requested from Waka Kotahi. For all data related to Vogel Street in Woodville, that road is a state highway managed by Waka Kotahi. We will refer this part of your request to that agency for their response. You have the right to seek an investigation and review by the Ombudsman of this decision. Information about how to make a complaint is available at [www.ombudsman.parliament.nz](http://www.ombudsman.parliament.nz) or freephone 0800 802 602.


Ngā mihi



**Allie Dunn | Manager - Democracy Services**  
**Strategy & Community Wellbeing - Democracy Services |**  
**Tararua District Council**

---

- Phone: +64 6 3744080 | Mobile: +64 27 3331626
- [Allie.Dunn@Tararuadc.govt.nz](mailto:Allie.Dunn@Tararuadc.govt.nz)
- 26 Gordon Street, Dannevirke 4930, PO Box 115
- [www.tararuadc.govt.nz](http://www.tararuadc.govt.nz)
- [www.facebook.com/tararuadc](http://www.facebook.com/tararuadc)



**From:** Allie Dunn

**Sent:** Friday, September 13, 2024 4:07 PM

**To:** [REDACTED]

**Subject:** Acknowledgement RE: Traffic Count Data request - Manawatu Gorge

Kia ora

This email is to acknowledge receipt of your request for information, regarding traffic count data for Saddle Road, Pahiatua Track, Woodville Township and Ballance Valley Road.

We will endeavour to respond to your request as soon as possible.

As part of our commitment to openness and accountability, we are now proactively publishing copies of requests for information and the responses provided to these requests, on our website. In doing so, we will ensure we comply with the provisions of the Privacy Act 2020 and redact any personal / identifying information from any response published.


If you have any questions about this, please don't hesitate to get in contact with me.

Ngā mihi



**Allie Dunn | Manager - Democracy Services**  
**Strategy & Community Wellbeing - Democracy Services |**  
**Tararua District Council**

- 
- Phone: +64 6 3744080 | Mobile: +64 27 3331626
  - [Allie.Dunn@TararuaDC.govt.nz](mailto:Allie.Dunn@TararuaDC.govt.nz)
  - 26 Gordon Street, Dannevirke 4930, PO Box 115
  - [www.tararuaDC.govt.nz](http://www.tararuaDC.govt.nz)
  - [www.facebook.com/tararuaDC](https://www.facebook.com/tararuaDC)



---

**From:** [REDACTED]

**Sent:** Friday, September 13, 2024 3:42 PM

**To:** Info - Tararua District Council <[Info@TararuaDC.Govt.NZ](mailto:Info@TararuaDC.Govt.NZ)>

**Cc:** [REDACTED]

**Subject:** Traffic Count Data request - Manawatu Gorge

**EXTERNAL EMAIL ALERT:** Caution advised. This message is from an external sender. Verify the sender's identity and use caution with attachments and links.

To Whom It May Concern,

I am working on the Benefits Realisation for the Manawatu Gorge and require any **AADT** or **traffic count data** pre- and post-2017 for the following locations:

1. Saddle Road,
2. Woodville township (Vogel St, Woodland Rd),
3. Balance Valley Rd, and
4. Pahiatua Track.

Many Thanks,

[Redacted Name]

Transportation Engineer

M: 020 490 7000

[Redacted Email Address]



[www.urbanconnection.co.nz](http://www.urbanconnection.co.nz)

**Teams in Auckland, Hawke's Bay, Wellington and Christchurch**

Carriageway No	Road	Start	End	ADT	% Heavy Vehicles	VKT	ESA per Day	Latest	Count Status	Count Date	Peak Traffic ADT
1213	BALLANCE VALLEY RD	0	316	338	10	38985	35	Latest	Estimate	17/10/2014	0
1215	BALLANCE VALLEY RD	316	3107	97	12.7	98815	11	Latest	Estimate	26/04/2016	0
2834	BALLANCE VALLEY RD	3107	4445	105	4	51279	2	Latest	Estimate	30/06/2016	0
1218	BALLANCE VALLEY RD	4445	4874	338	10	52926	35	Latest	Estimate	17/10/2014	0
1219	BALLANCE VALLEY RD	4874	5552	338	10	83645	35	Latest	Estimate	17/10/2014	0
1220	BALLANCE VALLEY RD	5552	6562	338	10	124604	35	Latest	Estimate	17/10/2014	0
2835	BALLANCE VALLEY RD	6562	7885	338	10	163219	35	Latest	Estimate	17/10/2014	0
1222	BALLANCE VALLEY RD	7885	8865	338	10	120903	35	Latest	Estimate	17/10/2014	0
1292	PAHIATUA TRACK RD	0	30	2873	5.5	31459	181	Latest	Estimate	17/10/2014	0
3250	PAHIATUA TRACK RD	30	519	3400	12	606849	423	Latest	Estimate	26/04/2017	338
2685	PAHIATUA TRACK RD	519	800	2873	5.5	294669	181	Latest	Estimate	17/10/2014	0
2686	PAHIATUA TRACK RD	800	1445	1432	5.3	337129	89	Latest	Estimate	05/02/2015	0
1291	PAHIATUA TRACK RD	1445	1547	2873	5.5	106962	181	Latest	Estimate	17/10/2014	0
1290	PAHIATUA TRACK RD	1547	2630	1440	4.9	569225	83	Latest	Estimate	05/02/2015	0
1074	SADDLE RD	0	414	5655	12	854527	704	Latest	Estimate	27/06/2017	516
3130	SADDLE RD	414	804	3744	8.2	532958	342	Latest	Estimate	17/10/2014	0
2615	SADDLE RD	804	1469	110	8.2	26700	7	Latest	Estimate	23/05/2016	0
3021	SADDLE RD	1469	1725	3744	8.2	349839	342	Latest	Estimate	17/10/2014	0
3022	SADDLE RD	1725	2276	3744	8.2	752975	342	Latest	Estimate	17/10/2014	0
3023	SADDLE RD	2276	2546	3744	8.2	368971	342	Latest	Estimate	17/10/2014	0
3024	SADDLE RD	2546	4528	156	8.1	112855	11	Latest	Estimate	30/06/2016	0
2687	SADDLE RD	4528	4665	3744	8.2	187219	342	Latest	Estimate	17/10/2014	0
1442	SADDLE RD	4665	8043	3744	8.2	4616240	342	Latest	Estimate	17/10/2014	0
1604	WOODLANDS RD	0	182	548	10	36404	56	Latest	Estimate	15/08/2018	
1605	WOODLANDS RD	182	384	522	10	38487	53	Latest	Estimate	15/08/2018	
2623	WOODLANDS RD	384	733	427	6	54393	20	Latest	Estimate	15/08/2018	
1606	WOODLANDS RD	733	1769	3809	12	1440335	474	Latest	Estimate	15/08/2018	
1607	WOODLANDS RD	1769	3039	94	6	43574	4	Latest	Estimate	15/08/2018	